

Paediatric Feeding Disorders

- Failure to suckle / latch for breast or bottle feeding
- Increased respiratory distress during feeding
- Faltering growth / failure to thrive
- Inability to meet nutritional requirements orally
- Tube dependency
- Coughing or choking with food or drink
- Refusal to feed / oral aversion
- Stressful mealtimes
- Difficulty with developing chewing skills or transitioning to solids
- Refusal of/or difficulty with entire categories of food or textures

Information Required

- Any significant pregnancy/ birth history
- Any relevant congenital or developmental conditions
- Presence of Red Flags
- Duration of symptoms
- Associated symptoms
- Current daily oral intake (solids and liquids)
- Method of oral intake (breast/bottle/spoon or self- feeding)

Investigations Required










- Any known food allergies or intolerances
- Previous assessment of feeding by other professionals (ENT, Gastroenterologist, Paediatrician, Respiratory Physician, other speech pathologists or allied health professional)
- Previous investigations (modified barium swallow or video fluoroscopy, endoscopy, chest x-rays)
- Current height/weight percentile and any recent decline in percentile

Fax Referrals to

- Department of Speech Pathology & Audiology, Flinders Medical Centre

Fax: 8204 8941

Red Flags

- | | |
|---|---|
| <ul style="list-style-type: none">  Choking, gagging, coughing episodes during feeding  Repeated chest infections/respiratory illnesses  Faltering growth/declining weight/failure to thrive Unusual change of voice ('breathy' or 'wet' sounding) Sudden onset of feeding difficulties  Weak cough or inability to cough | <ul style="list-style-type: none">  Lengthy feed times (longer than 30-40mins per bottle)  Not managing own secretions  Multiple swallows to clear fluid  Pain/discomfort during swallowing  Nasal regurgitation or frequent sneezing during feed |
|---|---|

Suggested GP Management

- Reinforce safe feeding practices eg. Limit hard foods that are more likely to result in occlusion
- Reinforce positive feeding techniques ie. No forcing, pacing feeds
- Present at ED if signs of dehydration, increased parental distress with feeding, sudden onset of signs of dysphagia
- Referral to FMC Speech Pathology Department for assessment

Clinical Resources

- <http://www.asha.org/public/speech/swallowing/feeding-and-swallowing-disorders-in-children/>
- <http://raisingchildren.net.au>
- <http://www.nature.com/gimo/contents/pt1/full/gimo17.html>



OFFICIAL

Identifier: CC1.2862

Version	Date from	Date to	Amendment
1.0	Sept 2014	July 2022	Original
2.0	July 2022	July 2024	Amended PFD descriptor