

# Guide to accessing immunisation history statements

## How do I access my child's immunisation history statement?

You can access your child's immunisation history statement by using either:

- > your [online myGov](#) account – Medicare services, or
- > [Medicare Express Plus App](#)

If you **do not** have a MyGov account, you can create one by going to the Australian Government Department of Human Services [myGov website](#).

Create an account by:

- > Clicking on **“Create an account”**
- > Following the steps to create your account.

A step by step guide to creating an account is also available [here](#)

## Using your myGov account to access an immunisation history statement

Log into your myGov account:

1. Enter your Username or Email and Password

Welcome, please sign in

Username or email

[Forgot username](#)

Password  
Do not show others your password  
 [Show](#)

[Forgot password](#)

**Sign in**

or

Create an account

**What is myGov?**  
A simple and secure way to access government online services.

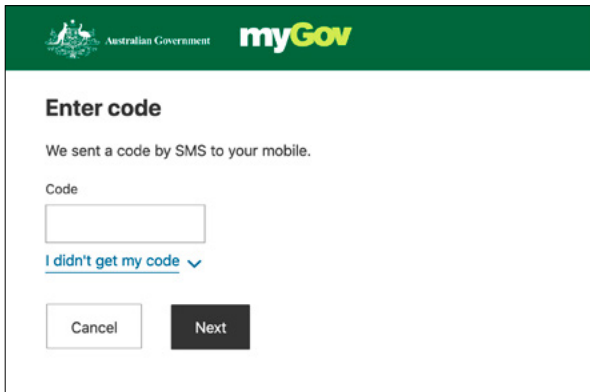
**How secure is your account?**  
Stay smart online and take control. Read how you can [protect your information](#).

**Which services can I access?**

- Australian JobSearch
- Australian Taxation Office • Centrelink
- Child Support
- Department of Health Applications Portal
- Department of Veterans' Affairs
- HousingVic Online Services • Medicare
- My Aged Care • My Health Record
- National Disability Insurance Scheme
- National Redress Scheme
- State Revenue Office Victoria

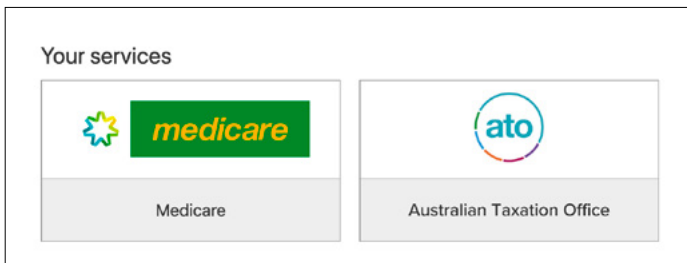
## Guide to accessing immunisation history statements

2. Enter the security code sent to the mobile number that was nominated when the account was created.

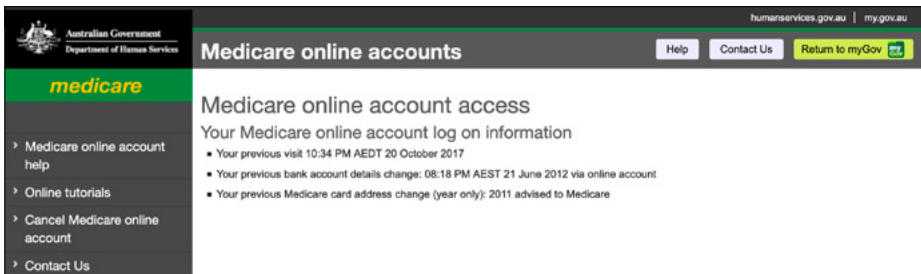


The screenshot shows the 'myGov' login interface. At the top, it says 'Australian Government myGov'. Below that, the heading is 'Enter code'. A message states: 'We sent a code by SMS to your mobile.' There is a text input field for the code, a link that says 'I didn't get my code' with a dropdown arrow, and two buttons at the bottom: 'Cancel' and 'Next'.

3. Click on the Medicare box listed under 'Your services' (depending on the services you have linked to your account other services may be visible such as the Australian Tax Office or a Centrelink account).

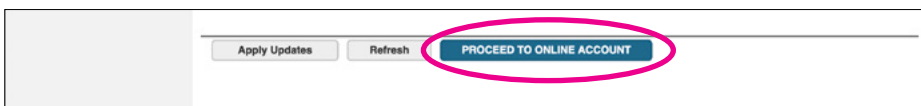


4. Once the 'Medicare' box is selected the 'Medicare online accounts' information is visible.



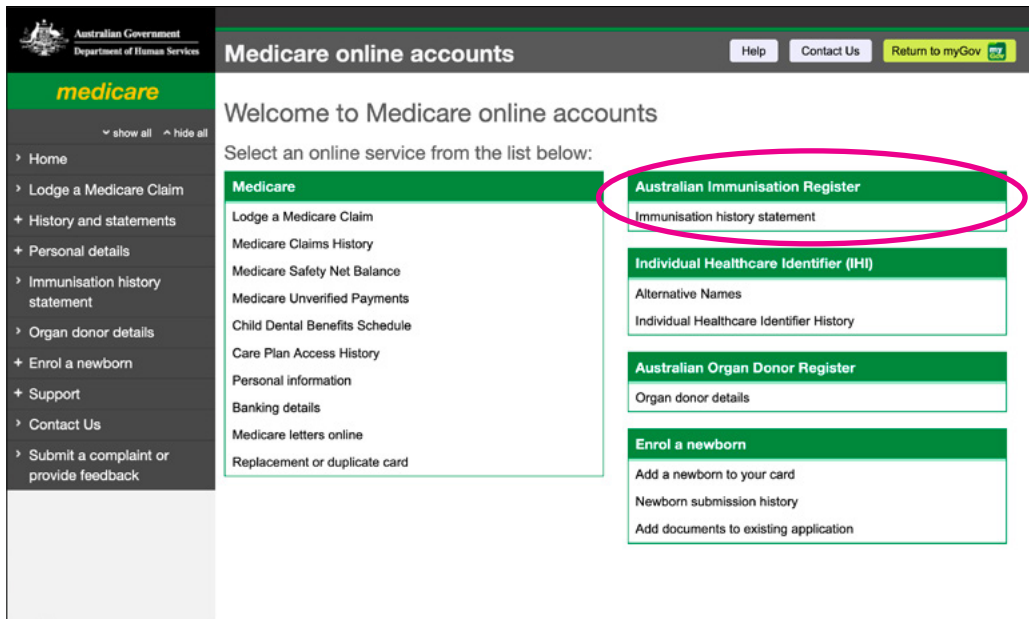
The screenshot shows the 'Medicare online accounts' page. The header includes 'Australian Government Department of Human Services' and 'humanservices.gov.au | my.gov.au'. The main heading is 'Medicare online accounts' with links for 'Help', 'Contact Us', and 'Return to myGov'. Below this, the section is titled 'Medicare online account access' and 'Your Medicare online account log on information'. A list of recent events is shown: 'Your previous visit 10:34 PM AEDT 20 October 2017', 'Your previous bank account details change: 08:18 PM AEST 21 June 2012 via online account', and 'Your previous Medicare card address change (year only): 2011 advised to Medicare'. A sidebar on the left contains links for 'Medicare online account help', 'Online tutorials', 'Cancel Medicare online account', and 'Contact Us'.

5. Under the 'Your current Medicare details' section, there are 3 tabs, select the 'Proceed to online account' tab.



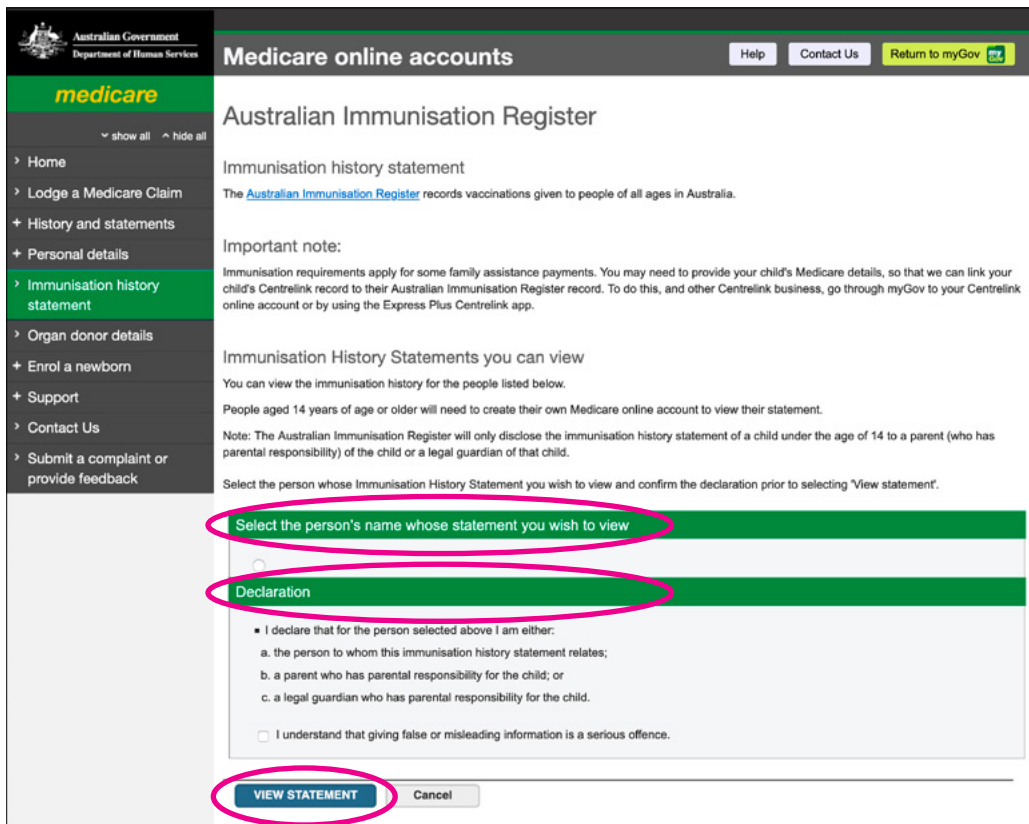
## Guide to accessing immunisation history statements

6. A 'Welcome to Medicare online accounts' should appear, with 4 boxes on the right hand side – click on the 'Australian Immunisation Register' box.



The screenshot shows the Medicare online accounts homepage. The page title is "Medicare online accounts" and the subtitle is "Welcome to Medicare online accounts". Below the subtitle, it says "Select an online service from the list below:". There are four boxes on the right side of the page, each representing a different service. The first box is "Australian Immunisation Register" and is highlighted with a pink oval. The other three boxes are "Individual Healthcare Identifier (IHI)", "Australian Organ Donor Register", and "Enrol a newborn".

7. Choose child's name, tick declaration and the select 'View statement'.



The screenshot shows the "Australian Immunisation Register" page. The page title is "Australian Immunisation Register" and the subtitle is "Immunisation history statement". Below the subtitle, it says "The Australian Immunisation Register records vaccinations given to people of all ages in Australia." There is an "Important note:" section. Below that, it says "Immunisation History Statements you can view". There is a "Select the person whose Immunisation History Statement you wish to view and confirm the declaration prior to selecting 'View statement'." section. The "Select the person's name whose statement you wish to view" and "Declaration" sections are highlighted with pink ovals. The "VIEW STATEMENT" button is also highlighted with a pink oval.

# Guide to accessing immunisation history statements

- Your child's immunisation history statement will appear and be available to download. Download and save the PDF so you can email or provide a hard copy to the early childhood service provider.

The screenshot shows the Medicare online accounts interface. The page title is 'Immunisation History Statement'. A red circle highlights the 'Download' button and the link 'PDF version of the Immunisation History Statement'. Below the link, it says 'You will need Adobe Acrobat Reader' and 'If you experience issues with downloading, please try right clicking the download link and 'save target as''. A message below states 'This browser does not support embedded PDFs. Please download the PDF to view it: Download PDF'. The main content area displays a sample immunisation history statement for a child born on 01 November 2018, as at 01 November 2019. The statement includes a table of immunisations given and a table of next immunisations due.

Schedule	Date given	Immunisation	Brand name given
2 months	03 Jan 2019	Diphtheria Tetanus Pertussis Hib Hepatitis B Polio Pneumococcal Rotavirus	Infanrix Hexa Prevnar 13 Rotarix
4 months	18 Mar 2019	Diphtheria Tetanus Pertussis Hib Hepatitis B Polio Pneumococcal Rotavirus	Infanrix Hexa Prevnar 13 Rotarix
6 months	23 May 2019	Diphtheria Tetanus Pertussis Hib Hepatitis B Polio	Infanrix Hexa

Next immunisations due	Date due
Measles Mumps Rubella	01 Nov 2019
Meningococcal ACWY	01 Nov 2019
Pneumococcal	01 Nov 2019

For more information

**Immunisation Section**  
**Communicable Disease Control Branch**  
**11 Hindmarsh Square**  
**Adelaide SA 5000**  
**Telephone: 1300 232 272**  
**[www.sahealth.sa.gov.au/immunisation](http://www.sahealth.sa.gov.au/immunisation)**  
Public I1-A2



<https://creativecommons.org/licenses>

© Department for Health and Wellbeing, Government of South Australia.  
All rights reserved. FIS: 19160.4. Printed January 2020.

